

RC55

NEWSLETTER

Social Indicator Matters

International Sociological Association (ISA)

Winter Issue, December 2020 (No. 9)



In this Issue...

1. World Database of Happiness 1
2. New books and papers authored by members 9
3. IV-ISA-Online Forum of Sociology RC55 Detailed Session Program 12
4. RC55's session program and time table of the IV (Online) ISA Forum of Sociology 20
5. Call for Papers: Mid-term Conference of the ISA-RC55 Research Committee on Social Indicators 21

1. World Database of Happiness

World Database of Happiness: Renewed website of this finding archive

Ruut Veenhoven (Erasmus University Rotterdam, Netherlands)

WHAT IT IS

The [World Database of Happiness](#) is an online finding archive used to store results of empirical research on happiness in the sense of life-satisfaction. Findings are described in a standard format and terminology in electronic 'finding pages', of which each has a unique

COORDINATING EDITOR:

Ming-Chang Tsai

Research Fellow, Center for Asia-Pacific Area Studies

Deputy-Director, Research Center for Humanities and Social Sciences, Academia Sinica, Taiwan

E-mail: mingchangtsai1959@gmail.com

Address: Center for Asia-Pacific Area Studies(CAPAS), RCHSS, Academia Sinica, Nankang, Taipei 115,
Taiwan

Tel: 886-2-2789-8123

Fax: 886-2-2782-2199

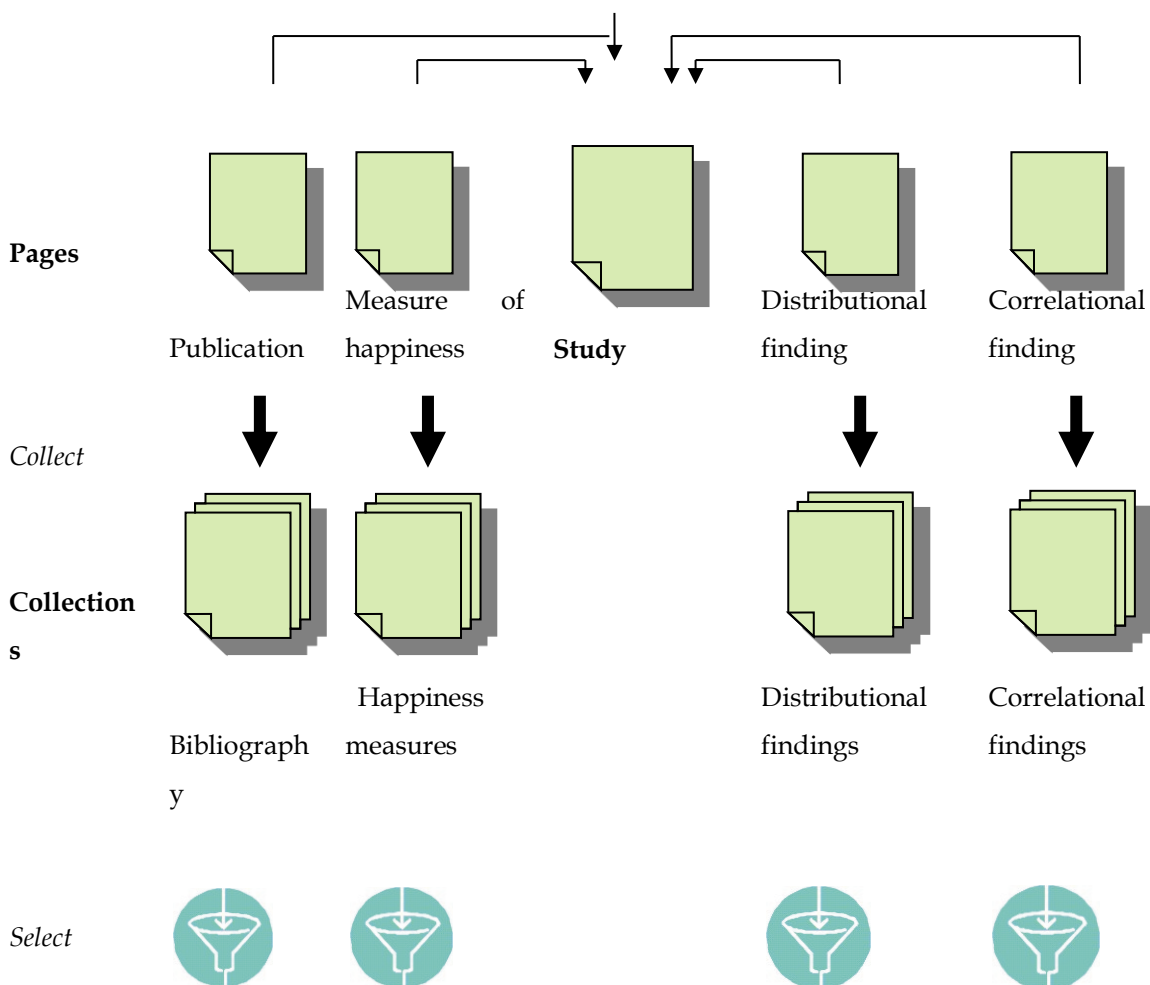
The Research Committee 55-Social Indicators of International Sociological Association

internet address. Finding pages are sorted by subject and methodology using fine grained classifications.

BUILDING BLOCKS

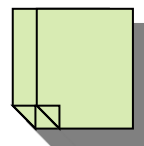
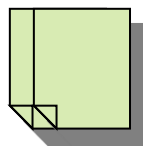
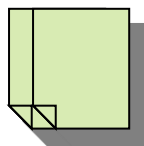
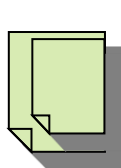
The basic elements of the database are electronic pages, which are linked in various ways. "Pages" are organized in *collections*, from which *reports* are generated. "Reports" are bunches of pages on a particular subject. This make-up is presented graphically in [Chart 1](#).

*Chart 1
Building blocks of the findings archive*



The Research Committee 55-Social Indicators of International Sociological Association

Reports



Publications about a particular topic
 Particular measure of happiness and results obtained with

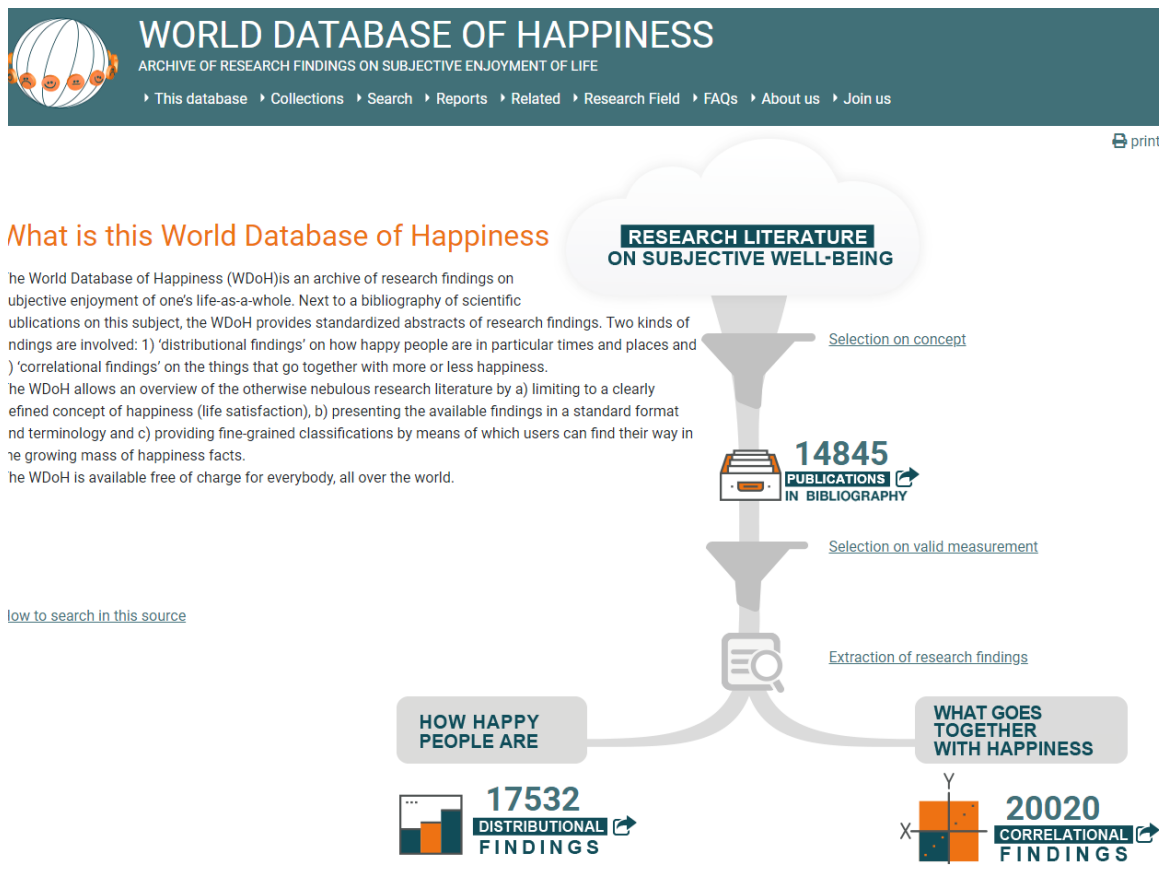
Findings on distribution of happiness in a particular place
 Findings on correlation of happiness with a particular variable

WEBSITE

The website was recently renewed. Its start page is shown on [Chart 2](#). The new website is equipped with more powerful search functions, which help users to find their way in the growing amount of research findings on happiness.

Chart 2

Start page of the World Database of Happiness



USES OF THE FINDING ARCHIVE

Accumulation of knowledge

The main function of the archive is to facilitate the *continuous* gathering of research findings on happiness, by providing a structure to which new research results can be easily added.

Overview of the available findings

The database provides an overview of research on happiness in the sense of life-satisfaction. Getting an overview is enabled by: 1) Pre-selecting work on happiness as defined; while a search on Google Scholar on the *word* 'happiness' yields some 2.700.000 hits, the selection on concept for this database limits to 17.500 scientific publications. 2) Fine grained subject classifications

Preparation for research synthesis

The database puts the findings into order for a research synthesis by 1) describing all research findings in a standard format and terminology, 2) homogenizing the statistics used to describe the findings as far as possible and 3) sorting the findings by subject and methodology.

Presentation in review papers

The database allows for a new way of reporting research findings in a review paper. Using links to online finding pages, a lot of information can be condensed into a few tabular overviews. An example is presented below.

Example of use for presentation in a research synthesis

There is a considerable body of research literature on the relationship between happiness and economic growth in nations, most of which has been inspired by the 'Easterlin Paradox' (Easterlin 1974), which holds that an increase in personal individual income adds to happiness, but that a rise in the national income per head does not.

By 1-10-2019, 47 research results on this subject were available in the collection of Correlational Findings, in the subject category [Economic growth/decline](#). These finding pages contain information about the directions and strengths of the statistical relationships observed between economic growth and change of average happiness in nations. This allows the presentation of results in a stem-leaf diagram, as shown in [Chart 3](#). The numbers in this diagram denote observed correlations, which vary between +.001 and +.36. Links to online detail are embedded in each of these numbers. Using control+click the reader can open the corresponding findings page on his/her screen

At a glance one can see that economic growth typically goes with rising happiness and the few zero-correlations at the bottom of the diagram show that the Easterlin Paradox describes exceptions rather than the rule.

Chart 3

24 Research findings in correlation between economic growth and change of average happiness in nations

| | |
|------|---|
| +1 | |
| +0.9 | |
| +0.8 | |
| +0.7 | |
| +0.6 | 3 |
| +0.5 | 18 |
| +0.4 | 11 |
| +0.3 | 14 |
| +0.2 | 0134 |
| +0.1 | 7 |
| +0.0 | 01010101020203050608178 |
| -0.1 | |
| -0.2 | |
| -0.3 | |
| -0.4 | |
| -0.5 | |
| -0.6 | |
| -0.7 | |
| -0.8 | |
| -0.9 | |
| -1.0 | |

Each sign represents a correlational finding reported in the World Database of Happiness. Use Control+click to see the details. All blue numbers link to findings that are significant at the 5%-level. Orange findings are not significant at the 5%-level.

Source: Slag (2017)

APPLICATIONS IN SOCIAL INDICATORS RESEARCH

Although developed for the study of happiness, the technique of a findings archive can also be used for synthetic studies on other subjects. The basic software can be applied in different fields, such as in medical research or in cross-cultural psychology. Field specific

elements, such as the classification of indicators and the list of statistics can easily be adapted. If used for related matters, such as depression or self-esteem, the current classifications can be largely copied. This finding archive technique is particularly suited for Social Indicators Research, for the following reasons:

Ongoing data collection

Much of Social Indicators Research is about monitoring social change and entails the constant gathering and storing of research findings. A common findings-archive is helpful for this purpose, in particular when findings are taken from different sources.

Standard presentation

Social Indicators Research commonly draws on secondary data and encounters as such with the problem that these are presented under different names.

Technical terminology

Different words are used to denote a statistical 'relationship, e.g. association, correlation, correspondence, dependency and the much used correlation-coefficient has been labeled as 'á Pearson's correlation' or 'product-moment correlation'. Likewise, there are different terms for the same kind of sampling of a particular kind of people, such as young urban professionals, e.g. 'quota sampling', non-probability purposive sampling' or interviewer selected sampling'. The standard technical terminology provided in the World Database of Happiness helps to bypass this problem.

Labeling of theoretical concepts

A related problem in Social Indicators Research is that substantive concepts are often denoted using different terms, such as the case of 'socio-economic status, which is also referred to as 'social class', 'caste', 'social rank' or 'social position'. The subject classification provided in the World Database of Happiness helps to deal with this problem, as standard labels are provided that can be found using synonyms and links to related but different concepts in a subject classification.

Automatic updates, generation of reports

Social Indicators Research is much concerned with trends over time, such as the percentage of people living below a poverty line. Trend reports are often outdated when published, because data become available with some delay and processing and publication takes time.

The latter delay can be reduced using a finding archive.

Homogenization of survey data

A major part of Social Indicator Research draws on survey data, such as data on 'support for democracy' and 'trust in institutions'. Responses to questions on such matters are compared across time and nations and within nations across social groups. These comparisons are often thwarted by variations in the survey questions used, questions being differently worded, rating scales having been changed over series and the connotations of wording used differing across languages. This comparability problem also figures in comparative happiness research and for that reason several solutions have been developed which are an integral part of the World Database of Happiness.

Probably the best solution to overcome this problem is the elaborate documentation of the questions used and subsequent classification of these in sets of 'equivalent questions. This is done in the 'Collection of Measures of Happiness' A next step is to transform answers to differently worded and scaled questions on happiness to a common 0-10 numerical scale and several scale-homogenization techniques have been developed for this purpose (De Jonge et. al 2017) which are implemented in the World Database of Happiness. These techniques can easily be applied to other subjects.

Correlational findings

Although Social Indicators Research is mainly concerned with *distributional* findings, such as trends in average support for democracy in a general population, explanations of such trends often call for *correlational* findings, such as the relationship of support for democracy with education. The findings-archive technique is particularly suited for filing such research findings.

REFEREMCES

- De Jonge, T., Kalmijn, W.M. & Veenhoven, R. (2017) [*Diversity in survey questions on the same topic: Techniques for improving comparability*](#). Social Indicators Research book series, vol 68, Springer Press, Dordrecht, Netherlands.
- Slag, M.R. (2017) *The Easterlin Paradox or Easterlin Illusion: Some Empirical Tests*. MSc Thesis, School of Economics, Erasmus University, Rotterdam, Netherlands.


2. New books and papers authored by members

- Joonmo Son (The National University of Singapore, Singapore) recently published:
 - a). Son, Joonmo. 2020. *Social Capital (Key Concepts Series)*. Cambridge, U.K.: Polity Press. <http://politybooks.com/bookdetail/?isbn=9781509513789>

Abstract :

This clear and concise volume presents the diverse theoretical approaches of scholars from Marx, Coleman, and Bourdieu to Putnam, Fukuyama, and Lin, carefully analyzing their commonalities and differences. Joonmo Son categorizes this wealth of work according to whether its focus is on the necessary preconditions for social capital, its structural basis, or its production. He distinguishes between individual and collective social capital (from shared resources of a personal network to pooled assets of a whole society), and interrogates the practical impact social capital has had in various policy areas (from health to economic development).

Social Capital will be of immense value to readers across the social sciences and practitioners in relevant fields seeking to understand this mercurial concept.



- Christian Suter (The Université de Neuchâtel, Switzerland) recently published:
 - a). Brulé, Gaël, Laura Ravazzini and Christian Suter (2020) : *The Rolling 50s (and More) : Cars and Life Satisfaction Among Seniors Across Europe, Applied Research in Quality of Life*.
 - b). Chesters, Jenny, Jehane Simona, Christian Suter (2020) : *Cross-National Comparison of Age and Period Effects on Levels of Subjective Well-Being in Australia and Switzerland During Volatile Economic Times (2001–2016). Social Indicators Research*.
 - c). Furrer, Jürg, Thomas Christin, Denise Efionayi-Mäder, Peter Farago, Stéphane Fleury, Marcel Heiniger, Olivier Moeschler, Tom Priester, and Christian Suter (eds) (2000): *A Panorama of Swiss Society 2020: Migration – Integration – Participation*.

The Research Committee 55-Social Indicators of International Sociological Association


Neuchâtel: Federal Statistical Office/University of Neuchâtel/University of Fribourg.

<https://www.bfs.admin.ch/bfs/en/home/news/whats-new.assetdetail.13927583.html>

- d). Kuhn, Ursina, Markus Grabka and Christian Suter (2020): Early retirement as a privilege for the rich? *A comparative analysis of Germany and Switzerland. Advances in Life Course Research.*
- e). Suter, Christian, S. Madheswaran and B.P. Vani (eds) (2000): *The Middle Class in World Society : Negotiations, Diversities and Lived Experiences.* London/New York: Routledge India.

Abstract :

This volume delves into the study of the world's emerging middle class. With essays on Europe, the United States, Africa, Latin America, and Asia, the book studies recent trends and developments in middle class evolution at the global, regional, national, and local levels. It reconsiders the conceptualization of the middle class, with a focus on the diversity of middle class formation in different regions and zones of world society. It also explores middle class lifestyles and everyday experiences, including experiences of social mobility, feelings of insecurity and anxiety, and even middle class engagement with social activism. Drawing on extensive fieldwork and in-depth interviews, the book provides a sophisticated analysis of this new and rapidly expanding socioeconomic group and puts forth some provocative ideas for intellectual and policy debates. It will be of importance to students and researchers of sociology, economics, development studies, political studies, Latin American studies, and Asian Studies.



- f). Edited by Jürg Furrer, Thomas Christin, Denise Efionayi-Mäder, Peter Farago, Stéphane Fleury, Marcel Heiniger, Olivier Moeschler, Tom Priester, and Christian Suter. *A Panorama of Swiss Society 2020: Migration – Integration – Participation.*

The Research Committee 55-Social Indicators of International Sociological Association

Neuchâtel: Federal Statistical Office/University of Neuchâtel/University of Fribourg.

<https://www.bfs.admin.ch/bfs/en/home/news/whats-new.assetdetail.13927583.html>

Abstract :

Migrants to Switzerland show a wide range of diversity in terms of educational background, occupational situation, age, migration status and country of origin. In addition, migrants tend to be quickly, although never fully, integrated into the labour market; households with a migration background have lower incomes and wealth. A large proportion of migrants do not stay in Switzerland. These are some of the findings from the first edition of the series A Panorama of Swiss Society, published by the Federal Statistical Office (FSO) and the Universities of Neuchâtel and Fribourg. The new series, A Panorama of Swiss Society, is published by the Federal Statistical Office (FSO) and the Universities of Neuchâtel and Fribourg and is the joint initiative of official statistics and social science research in the universities. The aim of the publication is to make important findings on key socio-political topics and fundamental trends in Swiss society accessible for public interest.

This first edition of A Panorama of Swiss Society deals with the topics of migration, integration and participation. Specialists, from different disciplines, present in-depth analyses of selected trends, which they seek to interpret and explain. They examine migration backgrounds, characteristics and circumstances from various angles that concern both international and internal migration, integration processes and changes that effect society as a whole.



A Panorama of Swiss Society 2020
Migration-Integration-Participation



The Research Committee 55-Social Indicators of International Sociological Association

- Ming-Chang Tsai (Academia Sinica, Taiwan) recently published:
 - a). Ruelying Tzeng, Ming-Chang Tsai*, 2020, "Good for the Common Good: Sociotropic Concern and Double Standards toward High- and Low-skilled Immigrants in Six Wealthy Countries", *Social Indicators Research*, 152, 473-493.
- Oliver Nahkur (The University of Tartu, Estonia) recently published:
 - a). Nahkur, Oliver; Taagepera, Rein (2020). Lead and Lag Times of Countries in a Gentler World. *Social Indicators Research*. <https://doi.org/10.1007/s11205-020-02540-3>

3. IV-ISA-Online Forum of Sociology RC55 Detailed Session Program



Session Program of RC55 Social Indicators

Wednesday 24 February

09:30–10:30

Cultural Contexts in Subjective Wellbeing and Trust

Session Organizer/Chair: Masayuki KANAI, Senshu University, Kawasaki, Kanagawa, Japan

AUTHORS AND PAPERS:

The Research Committee 55-Social Indicators of International Sociological Association

Oliver NAHKUR, Institute of Social Studies, University of Tartu, Estonia and Rein TAAGEPERA, School of Social Sciences, University of California, Irvine, USA and Johan Skytte Institute of Political Studies, University of Tartu, Estonia, USA

Lead and Lag Times of Countries in a Gentler World

Jun KOBAYASHI, Seikei University, Japan and Dolgion ALDAR, Independent Research Institute of Mongolia, Mongolia

Inequality of Well-Being in Asia: A Comparative Analysis of Happiness in Eight Countries

14:15–15:45

Indicators to Compare Social Stratification and Inequalities Among Countries, Part II

Session Organizer/Chair: Pedro LOPEZ-ROLDAN, Autonomous University of Barcelona, Spain

AUTHORS AND PAPERS:

Julio ITURRA, Centre for Social Conflict and Cohesion Studies, Chile

Objective Position, Subjective Social Status and Perception of Economic Inequality: A Comparative Analysis of 37 Nations

Celi SCALON, Universidade Federal do Rio de Janeiro, Brazil and Jesica PLA, University of Buenos Aires, Argentina

Income Groups: A Comparison between Argentina and Brazil 2003–2017

Olga SALIDO CORTES, Universidad Complutense de Madrid, Spain and Julio CARABANA MORALES, Universidad Complutense de Madrid, Spain

States Versus Markets? On Why Inequality and Income Classes Barely Changed in the EU15 During the Great Recession

16:00–17:30

RC55 Business Meeting

Thursday 25 February

09:00–10:30

Indicators of Social Class

The Research Committee 55-Social Indicators of International Sociological Association

Session Organizers/Chairs: Pablo DALLE, Universidad de Buenos Aires, Argentina; Eduardo CHAVEZ MOLINA, Universidad de Buenos Aires, Argentina

Oscar MAC-CLURE, Universidad de Los Lagos, Chile, Emmanuelle BAROZET, Universidad de Chile, Santiago de Chile, RM, Chile, and Constanza AYALA, Pontificia Universidad Católica de Chile, Chile

Encontrar La Posición De Uno Mismo En La Sociedad: Una Encuesta Basada En Viñetas

Tamira SNO, Anton de Kom University of Suriname, Suriname and Harry GANZEBOOM, Netherlands

Occupational Stratification in Suriname: A Comparison of an International and Country-Specific Sei-Scale

Andre CAETANO, University, Brazil, Luís FERREIRA, IFMG, Brazil, and Jose DIAS, ISCTE, Portugal

Labor Market, Wealth, Gender and Generation: A Multidimensional Methodology of Stratification Applied to the Case of Brazil

Alan FREITAS, UFRJ, Brazil

Heritage Assets As Indicators of the Social Origin

10:45–12:15

Indicators to Compare Social Stratification and Inequalities Among Countries, Part III

Session Organizer/Chair: Pedro LOPEZ-ROLDAN, Autonomous University of Barcelona, Spain

AUTHORS AND PAPERS:

Juan Ramón JIMÉNEZ-GARCÍA, Universitat Pompeu Fabra, Spain, Antonina LEVATINO, Universitat Autònoma de Barcelona, Spain, and Maria Giulia MONTANARI, Department of Social and Political Sciences, Università degli Studi di Milano, Italy

Integration or Stratification: Social Dynamics of Migrants in Southern European Countries and the Impact of the Great Recession

Silvia ANNEN, BIBB, Germany

Relations between International Mobility and Intersectionality: What Factors Influence the Labour Market Success of Internationally Trained Employees in Canada and Germany?

Yoshimichi SATO, Tohoku University, Japan and Hiroko INOUE, University of California, Riverside, USA

The Relationship Between Within-Country and Between-Country Inequality in Globalization

Maxime JAFFRÉ, United Arab Emirates University, United Arab Emirates and Elena

The Research Committee 55-Social Indicators of International Sociological Association

RAEVSKIKH, Department of Culture and Tourism Abu Dhabi, United Arab Emirates
Building Social Indicators for Abu Dhabi Statistical System: An Empirical Approach

16:00–17:30

Population Censuses: Preconditions and Alternatives (joint session with RC41)

Session Organizers/Chairs: Walter BARTL, Martin Luther University Halle-Wittenberg, Germany and Alberto VEIRA-RAMOS, University Carlos III of Madrid, Spain

AUTHORS AND PAPERS:

Temitope Joshua OWOLABI, University of Lagos, Nigeria

The Politics of Population Census, Socio-Economic Planning and Crisis of Underdevelopment in Nigeria

Alena THIEL, Martin Luther University Halle-Wittenberg, Germany

Ghana's 2021 Population Census and the Politics of Innovation

Teke TAKWA, Central Bureau for Censuses and Population Studies, Cameroon

Adoption of Mobile Phones for Data Collection for the Fourth General Population and Housing Census of Cameroon: Motivations, Opportunities and Challenges

Javier Andres CARRANZA TORRES, GeoCensos Foundation, Colombia

Map 4 Census: An Innovative Experiment for Census Cartography Data Collection through Civil Society

Shirley NUSS, Nuss & Associates, Fort Morgan, CO, USA

National Indicators for the Advancement of Women: Construction and Use By Researchers for Formulation and Evaluation of Policies


17:45–20:00

The Politics of the Population Census: Key Indicators for Sustainable Development? (common session with RC02, RC09, RC11, RC41)

Session Organizers/Chairs: Walter BARTL, Martin Luther University Halle-Wittenberg, Germany and Christian SUTER, University of Neuchâtel, Switzerland

AUTHORS AND PAPERS:

Patrick SIMON, Institut National d'Etudes Démographiques, France

Brightening Race and Ethnicity or Keeping Them in the Shade? Political and Methodological Debates about the (De)Racialization of Official Statistics in 2020 

Ram BHAGAT, International Institute for Population Sciences, India

Census, Politics and Construction of Identities in India^{[L][SEP]}

Mara LOVEMAN, University of California at Berkeley, USA

The Politics of Ethnoracial Population Data and the Future of the Census in Latin America^{[L][SEP]}**Friday 26 February**

09:00–10:30

Well-Being, Poverty and Inequality**Session Organizer/Chair:** Christian SUTER, University of Neuchâtel, Switzerland**AUTHORS AND PAPERS:**

Marian PREDĂ and Stefania MATEI, University of Bucharest, Romania

Time Capital Conversion and Accumulation: Methods for Assessing Subtle Forms of Social Inequality

Alan FREITAS, UFRJ, Brazil

Well-Being and Social Stratification Process in Brazil

Giordano TRONCO, UFRGS, Brazil and Marilia RAMOS, Federal University of Rio Grande do Sul, Brazil

Poverty Lines in the Brasil Sem Miséria Plan: A Review and Proposed Alternatives in Poverty Measurement According to the Methodology of Sonia Rocha

Sergiu BALĂTESCU and Claudia BACTER (University of Oradea), Romania

Material Well-Being and Subjective Well-Being of Children. the Case of Romania

Jenny CHESTERS, University of Melbourne, Australia and Christian SUTER, University of Neuchâtel, Switzerland

Can Happiness be Inherited? the Intergenerational Transmission of Well-Being

Jenny CHESTERS, University of Melbourne, Australia

Parental Wellbeing during the COVID-19 Pandemic in Australia

10:45–12:15

Inequality in Educational Attainment Taking into Account Race/Ethnicity, Class and Gender Indicators, Part II**Session Organizers/Chairs:** Carlos COSTA RIBEIRO, Rio de Janeiro State University, Brazil and Patricio SOLIS, El Colegio de México, Mexico

AUTHORS AND PAPERS:

Carolina V. ZUCCOTTI, CONICET-UdeSA, Argentina

Migration and Education in Argentina: Exploring Integration Patterns in the Global South

Alice KROZER, University of Cambridge, United Kingdom and Carlos ARROYO, University of Oxford, United Kingdom

Being White in Mexico: Status, Beauty and Wealth As Racialized Aspirations

Emilio BLANCO, El Colegio de México, Mexico

Mecanismos De Discriminación Educativa En México: El Efecto De La Lengua, La Identidad Étnica y El Color De Piel En Las Transiciones Educativas

14:15–15:45

Inequality in Educational Attainment Taking into Account Race/Ethnicity, Class and Gender Indicators, Part I

Session Organizers/Chairs: Carlos COSTA RIBEIRO, Rio de Janeiro State University, Brazil and Patricio SOLIS, El Colegio de México, Mexico

AUTHORS AND PAPERS:

Marilia RAMOS, Federal University of Rio Grande do Sul, Brazil and Fernando GONÇALVES, Instituto Federal de Educação, Ciência e Tecnologia do Rio Grande do Sul, IFRS, Brasil, Brazil

Success in the Educational Field: Conditions for Entry into the University in Brazil

Pepka BOYADJIEVA and Petya ILIEVA-TRICHKOVA, Institute for the Study of Societies and Knowledge ISSK, BAS, Bulgaria

First in My Family: The Contribution of Higher Education for Reducing Social Inequalities

Paulina BENITEZ, Universidad de Concepción, Chile

La Compensación Salarial De Los Grupos Con Mayor Escolaridad. Chile En La Década Actual

16:00–17:30

Varieties of Population Indicators: Their Construction and Use in Politics (joint session with RC41)

Session Organizer/Chair: Walter BARTL, Martin Luther University Halle-Wittenberg, Germany

AUTHORS AND PAPERS:

The Research Committee 55-Social Indicators of International Sociological Association

Byron VILLACIS, UC Berkeley, USA

Population Censuses in Crisis: The Cases of US, Brazil and Ecuador

Alexandre DE PAIVA RIO CAMARGO, IUPERJ-UCAM, Brazil

Paths of Racial Categories in Brazilian National Censuses

Alberto VEIRA-RAMOS, University Carlos III of Madrid and Universidad Carlos III de Madrid, Spain

Establishing a Register-Based Census in Spain: Challenges and Implications

Daniel CAPISTRANO, University College Dublin, Ireland, Christyne CARVALHO DA SILVA, National Institute for Educational Studies and Research, Brazil, and Rachel RABELO, National Institute for Educational Studies and Research, Brazil

Education Censuses and Recognition: The Politics of Collecting and Using Data on Indigenous Peoples in Latin America

Natalia GIL, Universidade Federal do Rio Grande do Sul, Brazil

School Failure Index in the Measurement of Quality Education

Saturday 27 February

10:45–12:15

Indicators to Compare Social Stratification and Inequalities Among Countries, Part IV

Session Organizer/Chair: Sandra FACHELLI, Pablo de Olavide University/Autonomous University of Barcelona, Spain

AUTHORS AND PAPERS:

Luis BARROS, Universidade Federal do Ceara, Brazil

Accounting for Crime: An Extension of Piketty's Macrosocial Model

Guanghai PAN, Brown University, USA

Industrialization, Marketization, and Intergenerational Mobility in Post-Socialist Transition: Comparison between China, Russia, and Non-USSR East Bloc Countries

Matilde MASSO and Nazaret ABALDE, University of A Coruña, Spain

Attitudes Towards Indebtedness in Southern European Countries

14:15–15:45

Indicators to Compare Social Stratification and Inequalities Among

Countries, Part I (joint session with RC28)

Session Organizers/Chairs: Sandra FACHELLI, Pablo de Olavide University / Autonomous University of Barcelona, Spain and Pedro LOPEZ-ROLDAN, Autonomous University of Barcelona, Spain

AUTHORS AND PAPERS:

Mario DOMINGUEZ, Dpt. Sociologia, Universitat de Barcelona, Spain

Linking the MICRO and MACRO Indicators of Social Inequalities in Comparative Analysis Among Countries: Provision of Care and Gender Inequality

Marcelo BOADO, Universidad de la República, Uruguay

50 Años De Movilidad Social y Educativa En Montevideo y Buenos Aires. La Experiencia De Los Hombres Jefes De Hogar Entre 1959 y 2011

Pablo MOLINA DERTEANO, Programa Cambio Estructural y Desigualdad Social, Argentina

Reformas Educativas, Federalismo y Reducción De Las Desigualdades: El Caso De 3 Aglomerados Urbanos Argentinos Entre 1997 y 2018

Graziela PEROSA, University of Sao Paulo, Brazil and Beatriz JARPA SANDOVAL, University of Barcelona, Spain

Análisis Comparado De Indicadores De Desigualdades Sociales Entre Países Americanos

16:00–17:30

Participation, Trust and Social Capital in Cross-Cultural Perspective: Examining the Key Social Indicators (joint session with RC10 and RC20)

Session Organizers/Chairs: Michela FREDDANO, INVALSI, Italy, Ming-Chang TSAI, Research Center for Humanities and Social Sciences, Academia Sinica, Taiwan, and Kseniya KIZILOVA, World Values Survey Association, Austria

AUTHORS AND PAPERS:

Ming-Chang TSAI, Research Center for Humanities and Social Sciences, Academia Sinica, Taiwan

Current and Prospective Well-Being: The Influence of Social Capital in Japan, South Korea and Taiwan

Martin GROSS, University of Tuebingen, Germany and Scott MILLIGAN, University of Tübingen, Germany

Globalization, Inequality, and Generalized Trust: A Story of Winners and Losers?

Pawel STAROSTA, University of Lodz, Poland

Civic Participation, Trust and Social Capital in Eastern European Post-Industrial Cities

The Research Committee 55-Social Indicators of International Sociological Association

Joonmo SON, National University of Singapore, Singapore
Trust As a Precondition of Social Capital

4. RC55's session program and time table of the IV (Online) ISA Forum of Sociology

| RC55 Sessions at the IV ISA Online Forum of Sociology, Porto Alegre, February 23-28, 2021 | | | | | | |
|---|---|---|---|--|--|--|
| Porto Alegre | 09:00-10:30 | 10:45-12:15 | 12:30-14:00 | 14:15-15:45 | 16:00-17:30 | 17:45-20:00 |
| Los Angeles | 04:00-05:30 | 05:45-07:15 | 07:30-9:00 | 09:15-10:45 | 11:00-12:30 | 12:45-15:00 |
| New York | 07:00-08:30 | 08:45-10:15 | 10:30-12:00 | 12:15-13:45 | 14:00-15:30 | 15:45-18:00 |
| Paris, Berlin | 13:00-14:30 | 14:45-16:15 | 16:30-18:00 | 18:15-19:45 | 20:00-21:30 | 21:45-24:00 |
| New Dehli | 17:30-19:00 | 19:15-20:45 | 21:00-22:30 | 22:45-00:15 | 00:30-02:00(+) | 02:15-04:30(+) |
| Tokyo | 21:00-22:30 | 22:45-00:15 | 00:30-02:00(+) | 02:15-03:45(+) | 04:00-05:30(+) | 05:45-08:00(+) |
| Melbourne | 23:00-24:30 | 00:45-02:15(+) | 02:30-04:00(+) | 04:15-05:45(+) | 06:00-07:30(+) | 07:45-10:00(+) |
| February 23 Tuesday | | | Opening Ceremony, Opening Plenary Session | | | |
| February 24 Wednesday | Cultural Contexts in Subjective Wellbeing and Trust | | Semi-Plenary Sessions LOC-SBS, ALAS *** PDS Publications | Indicators to Compare Social Stratification and Inequalities Among Countries, Part II | RC55 Business Meeting | Common Sessions |
| February 25 Thursday | Indicators of Social Class | Indicators to Compare Social Stratification and Inequalities Among Countries, Part III | Semi-Plenary Sessions LOC-SBS, *** PDS Publications | | Population Censuses: Preconditions and Alternatives (JS RC41/RC55) | The Politics of the Population Census: Key Indicators for Sustainable Development? (Common Session RC02, RC09, RC11, RC41) |
| February 26 Friday | Well-Being, Poverty and Inequality | Inequality in Educational Attainment Taking into Account Race/Ethnicity, Class and Gender Indicators, Part II | Semi-Plenary Sessions LOC-SBS *** PDS Publications | Inequality in Educational Attainment Taking into Account Race/Ethnicity, Class and Gender Indicators, Part I | Varieties of Population Indicators: Their Construction and Use in Politics (JS RC41/RC55) | Common Sessions |
| February 27 Saturday | | Indicators to Compare Social Stratification and Inequalities Among Countries, Part IV | Semi-Plenary Sessions PDS Publications | Indicators to Compare Social Stratification and Inequalities Among Countries, Part I (JS RC55/RC28) | Participation, Trust and Social Capital in Cross-Cultural Perspective: Examine the Key Social Indicators (JS RC20/RC10/RC55) | |
| February 28 Sunday | | | Closing Plenary Session | | | |

| | |
|----------|--|
| 10.01.21 | RC55 sessions |
| | RC55 Joint Sessions with other RCs |
| | RC55 Business Meeting |
| | RC55 Common Session "The Politics of the Population Census: Key Indicators for Sustainable Development?" (with RC02, RC09, RC11, RC41) |

5. Call for Papers: Mid-term Conference of the ISA-RC55 Research Committee on Social Indicators

Mid-term Conference of the ISA-RC55 Research Committee on Social Indicators

Indicators of Social Sustainability and Wellbeing *Fiesole (Florence, Italy) 22-24 April 2021*

The measurement of human wellbeing is a challenging endeavour that has kept generations of scholars and scientists busy for the better part of the last two hundred years. For most of that timespan, the prevailing intuition was that the measurement of welfare generated by the ability of income to provide for human wants and needs was reasonable enough as an approximation of wellbeing. By the 1930s, the emergence of the first modern models of national accounting had essentially provided the framework for what is today the state of the art in the measurement of income, and national accountants and economists had started to formalize its complicated relationship with the notion of “economic welfare”. Since then, however, it has become more and more apparent to social scientists that narrow definitions of welfare are insufficient to provide a meaningful picture of human wellbeing. First, the idea that a proper measurement of income should measure how much we can consume in a time period without compromising the possibility of future consumption introduced the notion of economic sustainability. Then, in the 1970s, a number of approaches convergently called into question the existing measures of income, for failing to take into account important aspects of human welfare; the project to aggregate the measurement of all that is meaningful for wellbeing into a single measure, for enforcing the reduction of all welfare aspects to a monetary measure; the notion that economic sustainability can stand in isolation from social and environmental concerns and, finally, the individualistic frame of observation, for failing to capture the social and relational aspects of wellbeing. The 1960s social indicators movement was part of such a process and, with its attempt to identify and aggregate key social measures in a small number of powerful social indicators to complement income, it now represents one of the most active areas of research on the sustainability of the various aspects of social environments.

The conference is intended to present methodological and applied works that address the

The Research Committee 55-Social Indicators of International Sociological Association

issue of indicators of social sustainability and wellbeing also, even not necessarily, dealing with the issues raised by the COVID-19 pandemic.

The Mid-term Conference of the ISA-RC55 Research Committee on Social Indicators will be organised in cooperation with the AIQUAV 2020/21 Conference of the Italian Association for the Studies on Quality of Life (AIQUAV - www.aiquav.it).

Organising Committee

- Christian Suter (University of Neuchatel)
- Filomena Maggino (University of Rome "La Sapienza")
- Enrico di Bella (University of Genoa)
- Leonardo Salvatore Alaimo (Italian Institute of Statistics)
- Marco Fattore (University of Milan "Bicocca")
- Sandra Fachelli (Pablo de Olavide University)

Congress Organisation

The congress will be held in mixed mode (online and in presence) with the possibility of a full online congress if required for health reasons.

Venue

Centro Studi CISL

Via della Piazzuola, 71 - 50133 Firenze, Italy

<https://www.centrostudi.cisl.it/>

Submission of proposals

Proposals can be sent in the form of abstracts to Enrico di Bella (enrico.dibella@unige.it) by Feb. 28th 2021 according to the following schema:

- Title
- Authors and Affiliations (including all the e-mail addresses)
- Abstract (max 300 words)
- 1-5 Keywords
- 1-5 Key references

The Research Committee 55-Social Indicators of International Sociological Association

Deadline for abstract submission: Feb. 28th 2021.

Special issue of full papers

The congress is linked to the “Sustainability” journal special issue on Indicators of Social Sustainability and Wellbeing:

https://www.mdpi.com/journal/sustainability/special_issues/Indicators_of_Social_Sustainability_and_Wellbeing

Sustainability is an Open Access Journal edited by MDPI with 2.576 as an Impact Factor score. The cost of publishing a paper on the journal – once accepted – is 1700 CHF but a number of vouchers are available for 50% (to be checked) discounts for invited authors. Any author of the RC-55 willing to submit a full paper to the special issue may contact Enrico di Bella (enrico.dibella@unige.it) for the invitation to the special issue.

Deadline for paper submission: June 30th 2021.